


Schoolitis



1

You haven't got a cough,
You haven't got mumps,
You haven't got a chill
Or any funny lumps.

2

You haven't got a tummy-ache,
You haven't got a fever,
You haven't got a runny nose
Or chicken-pox either.

3

You don't look a ruin,
You don't look a wreck,
You haven't got toothache
Or a pain in the neck.

4

You're as fit as a fiddle,
You're sound as a bell,
In fact I've never ever
Seen you looking so well!

5

You don't fool me,
I'm no fool.
Now up out of bed
AND OFF TO SCHOOL!

- CHECK-UP**
- 1 Name two illnesses that the child does not have.
 - 2 What illness would cause 'funny lumps'?
 - 3 What illness might cause spots?
 - 4 Finish the phrase: 'as fit as a ____'.
 - 5 Why do you think the child is trying to fool the parents?

Poem by Brian Patten.

William Tell

The national hero of Switzerland is a man called William Tell. He is said to have lived in the 14th century in a part of Switzerland called Uri. He was famous as an archer, having great skill with a crossbow.

At this time, Uri was being ruled by a cruel man called Gessler. One day, Gessler put his hat on a pole in the town. He ordered the people to bow before it as they passed. William Tell walked past the hat but he refused to bow. Gessler's soldiers arrested William and his young son.

The soldiers brought William Tell to see Gessler.

'I am told that you are the best archer in all of Switzerland,' said Gessler. 'If you can shoot an arrow through an apple placed on your son's head, you may go free.'

At first William Tell refused but his son said, 'Do it father. I trust you.'

William then put two arrows in his **quiver**. His son stood with his back to a tree. An apple was placed on his head.

'I am ready father,' said the brave boy.

William put an arrow in his crossbow, took careful aim and shot the arrow. It went clean through the apple. His son was unharmed.

'You may go free,' said Gessler to William. 'But first tell me why did you put two arrows in your quiver?'

William Tell turned to Gessler. 'If the first arrow had harmed as much as a hair on my son's head,' he said coldly, 'the second arrow would have gone straight through your heart.'

'You may go,' muttered Gessler, his face turning pale. ■



CHECK-UP

- 1 Where did William Tell live?
- 2 What skill was he famous for?
- 3 What fruit did William put on his son's head?
- 4 How many arrows did William put in the quiver?
- 5 Why do you think Gessler went pale?

GREENLAND



Long ago, in Viking times, a man called Eric the Red lived in Iceland. He had red hair and a terrible temper. One day, he got into a fight with his neighbour and killed him. Under Viking law at the time, Eric was banished from Iceland for three years for this crime. He gathered his family and everything he owned and set sail from Iceland.

They sailed west into unknown seas. After a few weeks, they arrived in a new land. Nobody else lived there. It was very cold but there were plenty of animals to hunt.

Under Viking law, any man who found a new land could claim it. If Eric could get other people to live in this new land, he would be their leader. After the three year banishment was up, he went back to Iceland to tell everybody about the wonderful place he had discovered. He called it Greenland to make it sound nice.

The name worked. People sailed back with him to begin a new life in Greenland. When they got there, they found that it was not quite as nice as they had been told. Even so, they stayed and Eric became their leader. ■

CHECK-UP

- 1 What colour was Eric's hair?
- 2 Was he a nice man? How do you know?
- 3 From which country did he set sail with his family?
- 4 What name did Eric give to the new land? Why?
- 5 When did he go back to Iceland with the news?



Revision: Alphabetical Order, Similes and Contractions

A. Arrange the following fruits and vegetables in alphabetical order.

oranges apples cabbage broccoli bananas lettuce Brussels sprouts
pears tomatoes kiwis peas parsnips turnips carrots peaches plums

- | | |
|----------|-----------|
| 1. _____ | 9. _____ |
| 2. _____ | 10. _____ |
| 3. _____ | 11. _____ |
| 4. _____ | 12. _____ |
| 5. _____ | 13. _____ |
| 6. _____ | 14. _____ |
| 7. _____ | 15. _____ |
| 8. _____ | 16. _____ |

B. Choose a suitable word from the box to complete the following similes.

bus bird brass thieves fox bone mule lamb

- | | |
|---------------------------|----------------------------|
| 1. As cunning as a _____. | 5. As thick as _____. |
| 2. As bold as _____. | 6. As dry as a _____. |
| 3. As gentle as a _____. | 7. As stubborn as a _____. |
| 4. As free as a _____. | 8. As big as a _____. |

C. In your copybook, write down the following contractions in full.

- | | |
|--------------|------------|
| 1. would've | 5. can't |
| 2. should've | 6. I'll |
| 3. haven't | 7. won't |
| 4. aren't | 8. they're |



Revision: Quotation Marks



A. Write down the words that the characters in cartoons 1 and 2 are saying.



Cartoon 1

'
.....?' asked Mum crossly.

'
.....!' said Tom, pointing at Rex.



Cartoon 2

'
.....?' asked Granddad, with a grin.

'
.....,' answered Ann.

B. In your copybook, rewrite the following sentences, using quotation marks.

1. You're the best class that I've taught, said the teacher to her pupils.
2. Can you tell me what time it is please? asked the man.
3. I hear that you got a new bike, said Uncle Fred to John.
4. If I have time after dinner this evening, said Mum, I am going to the cinema.





for
KIDS



- Your character is running late and has to take the bus instead of walking.
- At school or work, your character gets an unusual assignment.
- Your character finds something he or she had lost.
- Your character has to choose between two things that he or she loves.
- Your character is out talking a walk when he or she sees a dog that...
- Your character tries a new restaurant. The chef comes out and tells him or her...
- Your character finally gets to take an exciting vacation to beach. On the shore, he or she finds...
- During a thunderstorm, your character suddenly remembers...
- Your character leaves in the morning but has to go back home after forgetting to bring...
- Your character has an accident and...
- At a basketball game, your character is surprised when...
- Your character gets an interesting offer from a friend. Does he or she take it?
- Your character has an argument with his or her best friend. They argued because your character said...
- Your character meets someone with the same name.
- On your character's favorite holiday, he or she is excited to...
- Your character decides to take a new class or join a new club. All goes well until the teacher or club leader says...
- Your character gets a visit from an old friend—but the friend has changed and doesn't seem to be the same person.
- Your character has to give a speech. On the way up to the podium...
- Your character meets his or her favorite celebrity. When your character asks for a picture...

Maths

Division Activity A

We've already looked at working out division sums written like this:

$$18 \div 6 = 3 \quad \text{or} \quad 20 \div 5 = 4$$

But did you know you can also write division sums in a different way? We can also show we're dividing using this shape:



The number we are dividing goes inside the shape, the number we are dividing it by goes on the outside and then the answer goes on top. So, the two sums we showed up above can also be written like this:

$$6 \overline{) 18} \quad \text{which is the same as } 18 \div 6 = 3$$

$$5 \overline{) 20} \quad \text{which is the same as } 20 \div 5 = 4$$

Here are some for you to try:

1. $3 \overline{) 15}$ 2. $6 \overline{) 30}$ 3. $9 \overline{) 45}$ 4. $7 \overline{) 21}$ 5. $6 \overline{) 42}$


6. $7 \overline{) 14}$ 7. $3 \overline{) 27}$ 8. $9 \overline{) 63}$ 9. $6 \overline{) 24}$ 10. $7 \overline{) 63}$

11. $9 \overline{) 81}$ 12. $3 \overline{) 3}$ 13. $6 \overline{) 12}$ 14. $7 \overline{) 35}$ 15. $3 \overline{) 21}$

Division Activity B

Now see can you make up sums for these stories using this new way of writing division. The first one is done for you underneath.

1. Mark's class went swimming. The **30** children were divided into **6** groups. **How many were in Mark's group?**
2. Jane was helping her mum to plant carrots. They planted **27** seeds into **3** rows. **How many seeds were in each row?**
3. There are **54** crayons in a box. Matt's teacher asked him to share them equally between the **6** tables. **How many did each table get?**
4. Each bench in assembly seats **8** children. If **64** pupils arrived at assembly, **how many benches would they need?**
5. There are **27** pupils in each of the **3** third classes. At the school sports day, all of third class were split into groups of **9** for the relay race. **How many teams were there?**
6. **90** children went away on a school trip. They were split up between **9** houses. **How many children were in each house?**
7. Jenny has **10** football cards, Tom has **17** and Lorraine has **21**. If they put all of their cards together and shared them out equally, **how many would they each get?**



Number 1

So, there were 30 children in Mark's swimming class and they were divided into 6 groups. My sum is going to be $30 \div 6 = ?$

So first I write our new division symbol:



Then I fill in the number I am dividing or splitting up which is 30 on the inside: $\overline{\quad 30}$

Then I write the number I am dividing by or numbers of groups I am making on the outside:

$$6 \overline{) 30}$$

So, if there are 30 children split into 6 groups I can work out that there will be **5** in each group. So, I can write my answer on the top:


$$6 \overline{) 30} \quad \begin{matrix} 5 \\ \hline \end{matrix}$$

WEEK 28 – MONDAY

T A B L E S

- $5 \times 9 = \square$
- $4 \times 9 = \square$
- $3 \times 9 = \square$
- $7 \times 9 = \square$
- $6 \times 9 = \square$
- How much is 15c less than €1.00?
- $100 - (5 \times 9) = \square$
- Vincent is 1 m 31 cm tall. Bernard is 18 cm taller. How tall is Bernard?
- How many minutes from 1:50 to 2:20?
- Jennifer had €2.00. She spent $\frac{1}{10}$ of it. How much has she left?
- Fred's favourite TV show starts at 7:30 and lasts 45 minutes. When does it end?
- | | | |
|---|---|---|
| 2 | | |
| | 5 | |
| 5 | | 8 |

 Each line adds up to 15. Fill in the missing numbers.

- $(28 \div 7) + 4 = \square$
- Brian was 15 minutes early for work, which starts at 9 o'clock. At what time did he arrive? :
- Fill in the missing number.
8, 16, 24, , 40, 48
- An apple weighs 150 g and a plum weighs 100 g. What is the weight of 2 apples and a plum? a 250 g b 350 g c 400 g
- $€1.00 \div 4 = \square$ a 25c b 20c c 30c
- 
 What is the perimeter of this shape? a 16 cm b 26 cm c 18 cm
- $70c \times 4 = \square$ a €2.60 b €2.70 c €2.80
- $€5.00 - €2.99 = \square$
 a €3.10 b €2.01 c €3.20





Score

20

Work it out

WEEK 28 – TUESDAY

T A B L E S

- $\times 9 = 90$
- $\times 9 = 18$
- $\times 9 = 36$
- $\times 9 = 54$
- $\times 9 = 72$
- What number is 5 more than 199?
- $5 \overline{)47}$
 R
- Write 254 cm in m and cm.
- What number is 3 less than 201?
- 
 Barry had 24 sweets. He ate $\frac{1}{4}$ of them. How many sweets had he left?
- 
 There are 63 apples in a box. How many bags each holding 9 apples can be filled from the box?

- There are 12 eggs on a tray. How many eggs on 6 trays?
- $3.7 + 0.6 = \square$
- Write 10 minutes to 10 in digital time. :
- $\frac{1}{4}$ of a number is 15. What is the number?
- How many €5 notes in €60?
 a 10 b 12 c 14
- Dan has three 50c coins and two 20c coins. How much has he?
 a €1.70 b €1.80 c €1.90
- 36 is half of what number? a 72 b 62 c 74
- $(\frac{1}{10} \text{ of } 80) - (\frac{1}{4} \text{ of } 24) = \square$ a 6 b 4 c 2
- $40 - (3 \times 9) = \square$ a 3 b 13 c 23



Score

20

WEEK 28 - WEDNESDAY

**T
A
B
L
E
S**


- $9 \times \square = 27$
- $9 \times \square = 45$
- $9 \times \square = 36$
- $9 \times \square = 63$
- $9 \times \square = 54$

6. What change did Anne get from €5.00 when she bought an umbrella for €3.85?

7. $1 \text{ kg} - 275 \text{ g} =$

8. $(30 \div 5) - 6 =$


9. Sally has €26. Rita has half of that amount. How much have they altogether?

10.  What time is 15 minutes later than 7:50? :

11. 0.1 of a number is 7. What is the number?

12. What is the sum of 15, 16 and 18?

13. By how much is 72 greater than 9 times 7?

14.  Half of a number is 38. What is the number?

15. $(8 \times 4) + 9 =$

16. Pat has four 20c and three 10c coins. How much has he? a 90c b €1.00 c €1.10

17. What is $4\frac{7}{10}$ in decimal form?

- a 4.7 b 4.2 c 4.4

18. $250 \text{ ml} + 150 \text{ ml} + 200 \text{ ml} =$

- a 500 ml b 600 ml c 700 ml

19. It is now 3:20. What time will it be in 50 minutes? a 3:50 b 4:00 c 4:10

20. $(32 \div 4) + (45 \div 5) =$

- a 14 b 17 c 19



Score

20

Work it out 

WEEK 28 - THURSDAY

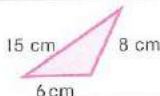
**T
A
B
L
E
S**

- $18 \div 9 =$
- $36 \div 9 =$
- $45 \div 9 =$
- $72 \div 9 =$
- $54 \div 9 =$

6. $(5 \times \square) + 4 = 24$

7. $(6 \times 7) - \square = 34$

8. A car travels 100 km in one hour. How far will it travel in $1\frac{1}{2}$ hours?


9.  What is the perimeter of this triangle?

10. The O'Briens' oil tank had 85 litres left. The oil lorry delivered 550 litres. How much oil is in the tank now?



11. Add 2 kg 156 g to 3 kg 248 g.

12. What is missing? 145, 135, 125, , 105

13.  What fraction of this circle is shaded?

14. $300 - 189 =$

15. What is the next odd number after 41?

16. By how much is 7.1 greater than 3.5?

- a 3.4 b 3.6 c 3.8

17. If an apple costs 25c, how many can I buy for €3.00? a 12 b 14 c 16

18. $23 + 15 + 17 =$ a 45 b 55 c 65

19. Joan has €1.60. If she had another 60c she would have twice as much as Ann. How much has Ann? a €1.40 b €1.20 c €1.10

20. Eva uses 550 g of sugar from a 1 kg bag. How much sugar is left in the bag?

- a 350 g b 450 g c 550 g



Score

20

17 Lá sa pháirc

Eiseamláirí

Caitheamh aimsir

Is breá liom ____.

An dtaitníonn ____ leat?
Taitníonn / Ní thaitníonn.

Bainim taitneamh as bheith ag ____.

Tá mé go maith ag ____.




Gaeilge Activities


A Write the sentences to go with the pictures:

Tá mé go maith ... I'm good at.....


ag rothaíocht
ag péinteáil
ag imirt peile
ag canadh
ag snámh




1. Tá mé go maith _____




2. Tá mé go maith _____



3. Tá mé _____



4. Tá mé _____



5. _____

B Use the verbs to fill in the blanks in the sentences:

Briathra: Aimsir Chaite – briathra neamhrialta.

past tense verbs

Abair say



said
Dúirt mé
Dúirt tú
Dúirt sé
Dúirt sí

irregular verbs

Feic see



saw
Chonaic mé
Chonaic tú
Chonaic sé
Chonaic sí

get

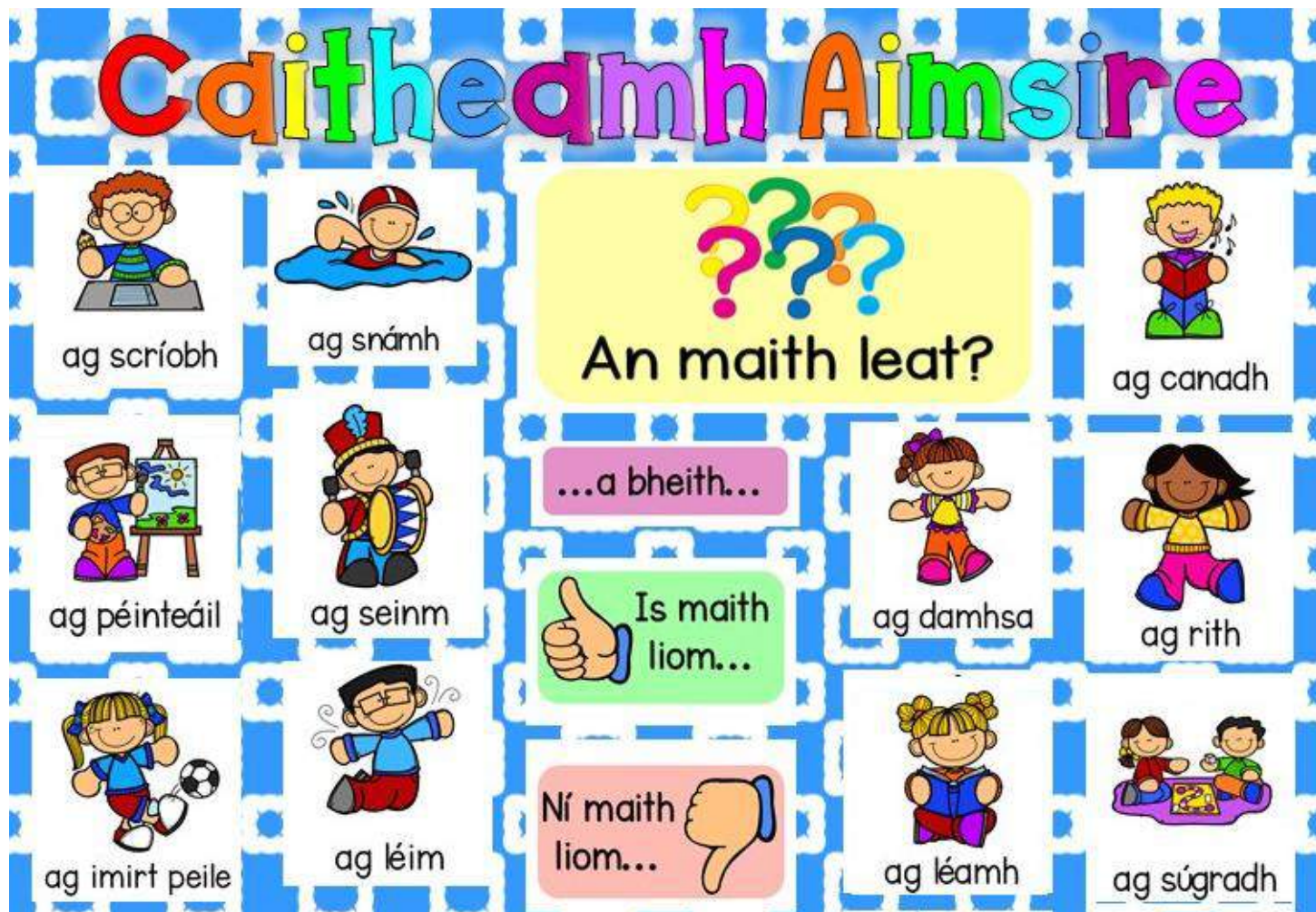
Faigh get



got
Fuair mé
Fuair tú
Fuair sé
Fuair sí

1. _____ mé Mamaí agus Síofra ag imirt leadóige. (feic)
2. _____ Mamaí go raibh an bricfeasta réidh. (abair)
3. Bhí Magda sa pháirc agus _____ sí fear ag seinm ceoil. (feic)
4. Breithlá Oisín a bhí ann. _____ sé a lán bronntanas. (faigh)
5. _____ an múinteoir go raibh an rang go hiontach. (abair)
6. _____ tú a lán obair bhaile inné. (faigh)

Caitheamh Aimsire (Hobbies)



C Write the sentences and fill in the blanks using the words above:

_____ is ainm dom. (My name is...)

Tá mé seacht/oct/naoi/deich mbliana d'aois. (I am 7/8/9/10 years old)

Tá mé i mo chónaí i gContae Ros Comáin/Liatroma.

(I live in Co. Roscommon/Co. Leitrim)

Tá mé go maith ag _____ agus ag _____.

(I am good at _____ and _____).

Is maith liom a bheith ag _____ agus ag _____.


(I like to be _____ and _____)

Ní maith liom a bheith ag _____ agus ag _____.

(I don't like to be _____ and _____.)



sioráf




moncaí



rón

Fógra don Zú

Bhí Liam agus Niamh ag dul abhaile ón scoil.
Chonaic siad fógra mór don zú.



An Zú

Tar go dtí an zú.



Féach an sioráf agus a mhúineál fada.

- AN MONCAÍ DÁNA -
AG LUASCADH Ó CHRANN GO CRANN.

- Ruairí an Rón -
ag snámh agus ag tumadh.


- Eilí an Eilifint -
ag stealladh uisce san aer.

- An tíogar -
an cat mór agus a fhiacra fada géara.

- AGUS AN LEON -
AN RÍ!

Tar go dtí an zú. Ach bí curamach!

eilifint



tíogar




leon



Cleachtaí

A. Fíor nó Bréagach?

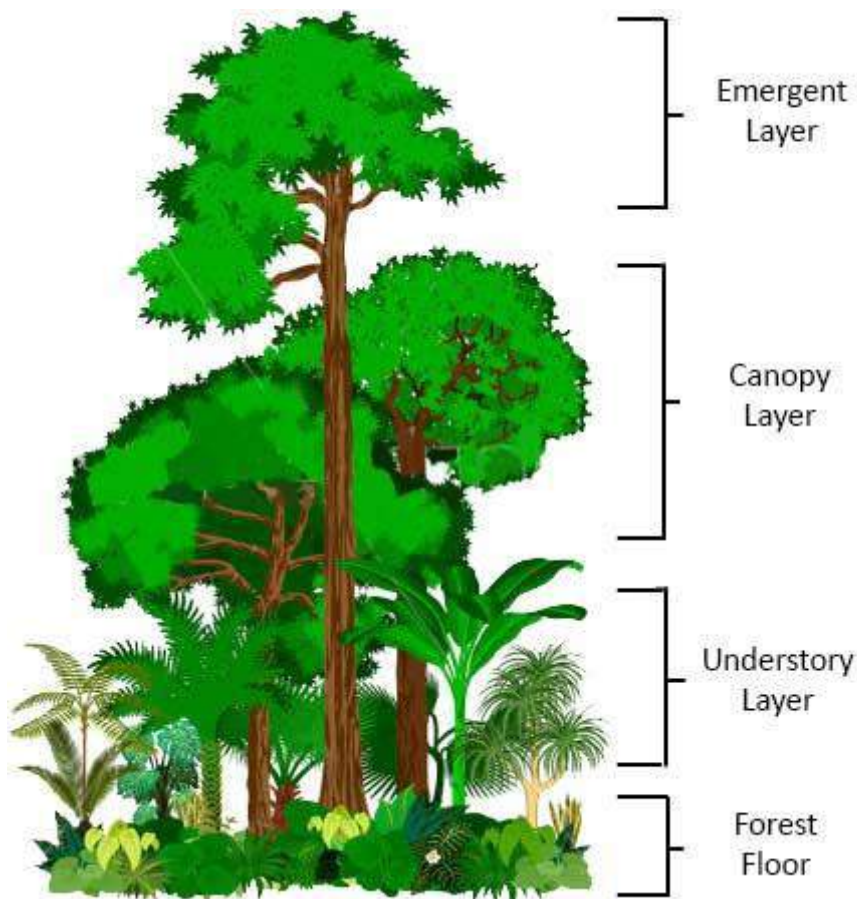
1. Tá múineál fada ar an moncaí.
2. Tá múineál fada ar an sioráf.
3. Bíonn Ruairí an Rón ag snámh.
4. Bíonn Ruairí an Rón ag tumadh.
5. Tá fiacra fada ag an tíogar.





Top 10 Rainforest Facts!

1. What is a habitat? A habitat is the home of an animal or a plant. Almost every place on Earth—from the hottest desert to the coldest ice pack—is a habitat for some kinds of animals and plants.
2. Rainforest habitats are forests located around the tropics, which is a zone around the equator.
3. Rainforests are different from other forests in the world because they get a lot of rain every year – this makes them damp and humid.
4. There are five main spots where rainforest habitats are located – Africa, Asia, Australia, Central America and South America.
5. The largest rainforest habitat in the world is the Amazon rainforest in South America.
6. Rainforests are full of millions of different kinds of plants, animals and insects – some haven't even been discovered yet!
7. About 80% of life in the rainforest can be found in the canopy, which is where the branches and leaves of most of the trees join up to form a kind of umbrella.
8. Other layers of the rainforest are emergents, which are trees that grow a bit taller than the canopy; the understory, which is the bit just below the canopy; then shrubs below that; then the ground.



9. Animals and reptiles move around the canopy by flying, jumping, swinging on vines and gliding.
10. We depend on rainforests because they are so full of life, and all the plants and trees produce around 20% of the oxygen in the world that we need to breathe.
11. There are many things threatening rainforests and actually making them smaller rather than growing larger. It's important to protect these habitats by caring for the environment.

[Click on the picture below to watch a short video showing some more facts about rainforests around the world and to meet some of the creatures and animals found in the Amazon rainforest!](#)



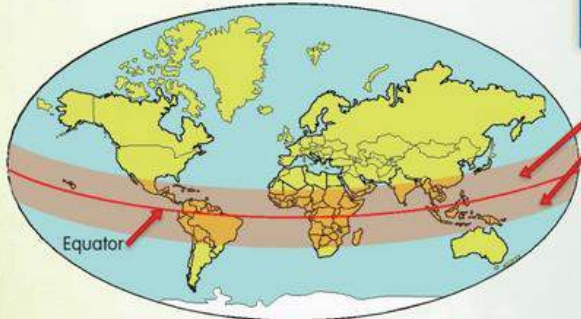
Here is a little more information on the rainforests you might like to read:



HELLO, I'M TOCO THE TOUCAN. WELCOME TO MY WORLD. I LIVE IN A COUNTRY CALLED BRAZIL, IN A SPECIAL AREA CALLED THE RAINFOREST. THE RAINFOREST IS AN AMAZING PLACE, WITH LOTS OF DIFFERENT TYPES OF ANIMALS AND PLANTS.



Amazon Rainforest, Brazil



Tropical zones

Equator

Hot Geography

The equator is an imaginary line around the Earth, half-way between the North and South Poles.



Where Are Rainforests Found?

Rainforests are found in tropical zones. Tropical zones are found above and below the equator. In those areas, the sun is very strong during the day and it shines almost every day of the year. That means that rainforests have a tropical climate. Although rainforests are very warm, they also have lots of rain. Some of the world's rainforests get up to 3 centimetres of rain each day of the year. Rainforests are found in a number of countries in the continents of North and South America, Africa, Asia and Australia. The largest rainforest in the world is the Amazon Rainforest in South America. Although rainforests cover only a small area of the Earth's surface, they contain more than half of the Earth's plants and animals.



Hot Geography

An area of rainforest the size of a football field is being destroyed every second.

Rainforest Features

Tropical rainforests have millions of different types of plants and animals. There are so many that scientists believe that they have not all been discovered yet. The tall trees in the rainforest stay green throughout the year. Palm trees are the most common type of tree in the rainforest. Some rainforest trees and plants are used for medicine. In fact, more than one-quarter of all the medicines in the world come from rainforest trees and plants.



Palm trees

All rainforests are different, but the following features are common to all.

- All rainforests lie in tropical areas.
- All rainforests have a canopy. The canopy is the top layer of leaves on all the trees. In the rainforest, it is like a leafy roof!
- Rainforests get more than 1 metre of rain each year.
- Rainforests have lots of plants and animals that are not found anywhere else in the world. More than 50 million different types of animal are found in them.
- The plants and animals of the rainforest depend on one another, as they are all members of a food chain. If one of the plants or animals were to become extinct, it would endanger the lives of other plants and animals.



Rainforest canopy

The Rainforest Floor

Insects and small reptiles live on the forest floor. There may also be larger animals like elephants and jaguars. The rainforest floor is shady and humid (the air has lots of moisture). These conditions play a very important part in the life of the rainforest. A process called decomposition takes place on the forest floor. This happens when dead plants and animals rot. As they rot, or decompose, their remains provide nutrients, or food, to the soil.

Now try these activities and see can you remember what you have seen or read so far:

A. Print this sheet and fill in the layers or draw your own rainforest and label the different layers on this instead:

Rainforest layers


Complete the labels for each layer of the forest. Choose from the following words:

forest floor

canopy

understorey

emergents



Some very tall trees tower above the main forest layer. These are called

This layer is called the Many birds, monkeys and other animals live here.

Here it is more airy, and climbing plants can be found. This is the

On the it is dark, hot and humid.

Now colour in your picture.

Extra time? Add some rainforest animals to your picture.

B. Try to answer these 5 questions about the rainforests:

1. Where are rainforests found?
2. Are rainforests warm and dry throughout the year?
3. How do some of the plants of the rainforest help us?
4. Name four countries along the equator.
5. List four features that are common to all rainforests.

RAINFOREST PROJECT

Over the next few days, you might like to try thinking up and creating your own small project based on the Amazon rainforest!

This project can be done in many different ways. It can be done using writing, typing, drawing, colouring, painting, making models or it can lots of these different ways all put together. You can make your project about the whole of the Amazon or can focus on certain things you are interested in, like maybe the animals, birds, insects, weather or trees. Or you could look into why the rainforests are in danger and what we can do to help. Try and include lots of different facts and information that will help others learn what's so special about the rainforests and the creatures who live there.

When your project is finished you could take some photos of it and email them to me or add it to your Seesaw folder and we will hopefully be able to put some of them up on the school website for everyone to see! If you need any help with any information or ideas just let me know. I'm looking forward to seeing the great ideas and information you come up with!

Here are some pictures of some rainforests projects other people have made which might help to give you some ideas:



