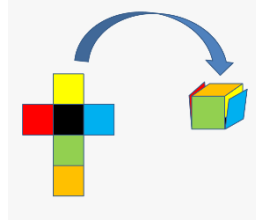


		Monday	Tuesday	Wednesday	Thursday	Friday
English	Reading		<ul style="list-style-type: none"> Read At Home Story: The Little Dutch Boy (p108) 	<ul style="list-style-type: none"> Read Book Of Your Choice Or RAZ Kids Online (15 Minutes) 	<ul style="list-style-type: none"> Read At Home Story: Climbing The Wall (p109) 	<ul style="list-style-type: none"> Read Book Of Your Choice Or RAZ Kids Online (15 Minutes)
	Comprehension & Grammar		<ul style="list-style-type: none"> Read At Home Questions: Answer 5 In Copy 	<ul style="list-style-type: none"> <u>Jolly Phonics Workbook</u> p64 Wordsearch & Dictionary Work p65: Add Prefix To Make New Words & Make Sentence For Each One 	<ul style="list-style-type: none"> Read At Home Questions: Answer 5 In Copy 	<ul style="list-style-type: none"> Write At Home p103 Past Tense & p104 Nouns, Verbs & Adjectives
	Spellings		<ul style="list-style-type: none"> JP Workbook p64 Learn/Practice Writing First 6 Spellings 	<ul style="list-style-type: none"> JP Workbook p64 Learn/Practice Writing Next 6 Spellings 	<ul style="list-style-type: none"> JP Workbook p64 Learn/Practice Writing Last 6 Spellings 	<ul style="list-style-type: none"> Look Over All 18 Spellings Spelling Test (Spellings Called Out 1 By 1 To Write Down)
	Writing		<ul style="list-style-type: none"> Handwriting Made Easy Book p21 			<ul style="list-style-type: none"> Handwriting Made Easy Book p24
Maths			<ul style="list-style-type: none"> Work It Out p79 Week 27 Test 3-D Shapes: Read Information Sheet About Shape Nets/ Watch Video Copy/Cut Out The Cube Net On The Information Sheet And Try To Make A Cube Planet Maths p154 B 	<ul style="list-style-type: none"> Work It Out p79 Week 28 Test 3-D Shapes: Planet Maths p155 B 	<ul style="list-style-type: none"> Work It Out p80 Week 29 Test Weight: Read Information Sheet About Weight/ Watch Video Planet Maths p114 B Discuss With Someone At Home Find Something At Home That Weighs 1kg (kilogramme) Make List Of 5 Things At Home Weighing Less And 5 Things Weighing More Than 1kg 	<ul style="list-style-type: none"> Work It Out p80 Week 30 Test Weight: Planet Maths p115 A Q1-5 Tip: It might help to write each alien's weight as grams first. So, the first alien weighs $\frac{1}{2}$ a kilogramme so we could write this as 500g. The yellow box on p114 will help.
Irish			<ul style="list-style-type: none"> Abair Liom p156-157 Read Words/Phrases Choose 6 Of The Words/ Phrases – Write In Copy And Draw A Picture To Show Meaning Of Each Spellings Booklet: “Ar An Trá” Learn First 3 Spellings & Complete Activities A+B 	<ul style="list-style-type: none"> Abair Liom p159 C Spellings Booklet: “Ar An Trá” Learn Next 3 Spellings & Complete Activities C+D+E 	<ul style="list-style-type: none"> Abair Liom p160 D Spellings Booklet: “Ar An Trá” Learn Next 3 Spellings & Complete Activity F+G 	<ul style="list-style-type: none"> Abair Liom p160 E Spellings Booklet: “Ar An Trá” Learn Last 3 Spellings & Complete Activity H Look Back Over All Spellings
SESE			<ul style="list-style-type: none"> Irish Trees And Flowers Information Sheet A & Video Trees Around Me Activity A 	<ul style="list-style-type: none"> Trees Around Me Presentation To View & Activity B 	<ul style="list-style-type: none"> Tree Fact-File Activity 	

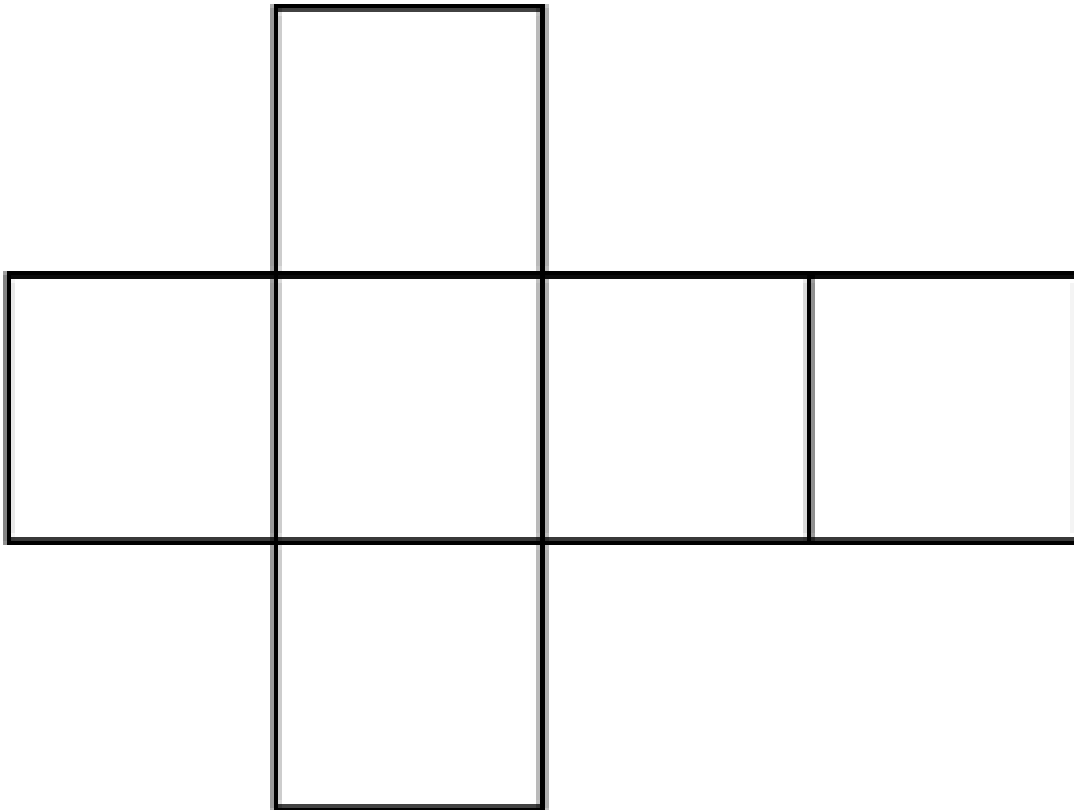
Maths

Tuesday

Click on the picture below to watch a short video on 3-D shape nets and how they work.



Below you will find the net of a cube which you can print off and cut out or trace/copy and cut out to make your own 3-D shape:



Thursday

Weight

When we looked at weight in other years, we measured the weight of items using different objects. So, we might have measured how many blocks were the same weight as our pencil or how many blocks were the same weight as our copy. If you click on the scales here, you can see a video quickly showing the types of measuring we did when we did this:



When we measure the weight of items using cubes or other objects, these are known as **non-standard units**. Non-standard means they are not the measurement used everywhere by everybody. Cubes for example cannot be a standard unit because cubes can be very different from place to place! Some can be bigger; some can be wider and so on.

When we did our work on length, we talked about how we needed standard units which would be the same for everyone everywhere. For length we used millimetres, centimetres, metres and kilometres.

When we are looking at weight, we need to have the same thing – standard units that are the same for everyone everywhere. When we are talking about the weight of things, we use the following standard units:

<p><u>grams (g for short)</u> Here is what a gram of sugar looks like:</p> 
<p><u>kilogramme (kg for short)</u> Here is what a kilogramme of sugar looks like:</p> 

A good way to think about this is that a normal full bag of sugar usually weighs 1 kilogramme or 1kg for short.

A kilogramme is the same as 1000 grams (or 1000g for short). So, half a kilogramme is half of a 1000g which is 500g and so on. Here is a table showing the relationship between weights in kilogrammes and grams:

$\frac{1}{4}\text{kg} = 250\text{g}$
$\frac{1}{2}\text{kg} = 500\text{g}$
$\frac{3}{4}\text{kg} = 750\text{g}$
$1\text{kg} = 1,000\text{g}$

Now try and find something at home that weighs 1kg and then list 5 things that weigh more than that and 5 things that weigh less than that.

Irish Trees And Flowers Information Sheet A

Did you know that there are about 7,500 different species of trees in Ireland? Not all of these are native. A native tree is one that has not been introduced by people, but that grows naturally in an area. Native trees started to grow in Ireland after the last Ice Age, about 15,000 years ago.

You can click on the trees below to watch a short video about some of the trees found in Ireland:














Here is a picture sheet showing features of some of these different trees:

<p>larch</p>	<p>ash</p>	<p>holly</p>	<p>sycamore</p>	<p>elder</p>	<p>birch</p>
<p>hazel</p>	<p>oak</p>	<p>beech</p>	<p>yew</p>	<p>horse chestnut</p>	

On the next sheet you will find examples of leaves from different Irish trees. First fill in the names of the trees. Then take your sheet outside to your garden or on a walk or to the woods or forest with an adult and tick off the trees that you can find!

Trees Around Me Activity A

Fill in the names of the trees. Then tick the trees that you were able to find in your garden, around your house or on your walk!

<input type="text"/> 	<input type="text"/> 	<input type="text"/> 	<input type="text"/> 
<input type="checkbox"/>	<input type="checkbox"/>	<input type="checkbox"/>	<input type="checkbox"/>
<input type="text"/> 	<input type="text"/> 	<input type="text"/> 	<input type="text"/> 
<input type="checkbox"/>	<input type="checkbox"/>	<input type="checkbox"/>	<input type="checkbox"/>
<input type="text"/> 	<input type="text"/> 	<input type="text"/> 	
<input type="checkbox"/>	<input type="checkbox"/>	<input type="checkbox"/>	

Wednesday

Trees Around Me Activity B

Click [here](#) to view a presentation showing some more information about trees in Ireland.

Can you name the trees that these leaves came from?



Thursday

Trees Fact-file Activity

Choose one tree from your garden, around your home or one that you see in a wood or forest. On a sheet or some card make a small fact-file for this tree. You might like to include details like:

- the name of the tree
- a drawing of what it looks like
- the height of the tree
- a rubbing of the bark or one of the leaves
- a sample leaf or twig from the tree
- some facts about this type of tree

Your fact-file might look something like this:



19

An bhainis

Eiseamláirí

Ócáidí speisialta

Isn't ___ ?

What time is it?

Nach bhfuil ___ ?

Cén t-am é?

Tá sé a ___ a chlog.

Tá sé leathuair tar éis a ___

It is ___ o'clock.

It is half past ___

rings

fáinni

Comhghairdeas!
Congratulations!

wedding cake

cáca bainise

coinneal
candle

flowers
bláthanna

waiter
freastalaí

beautiful dress
gúna álainn

suit
culaith

tie
carbhat

glasses
gloiní

scian
knife

fancy shoes
bróga snasta

spoon
spúnóg

ribin
ribbon

fork
fork

Isn't / Aren't ?

C. Nach bhfuil ...?



Isn't this hat beautiful?
Nach bhfuil an hata seo go hálainn?

dress
gúna

party
cóisir

game
cluiche

weather
aimsir

film
scannán

go hálainn
beautiful

go maith
good

go hiontach
brilliant

go dona
bad

go huafásach
awful



1. Nach bhfuil an aimsir ^{this} seo go huafásach ?



2. Nach bhfuil an gúna ^{this} seo go hálainn ?



3. Nach bhfuil an cluiche seo go maith ?



4. Nach bhfuil an scannán seo go dona ?



5. Nach bhfuil an cóisir seo go hiontach ?

What was on everyone?

D. Cad a bhí ar gach duine?





1. Bhí   ar Dhaidí.

Bhí **bríste donn** ar Dhaidí.

2. Bhí   ar Shíle.

Bhí **gúna bán** ar Shíle.

3. Bhí   ar Sheán agus ar Oisín.

Bhí **carbhat dearg** ar Sheán agus ar Oisín.

4. Bhí   ar Shíofra.

Bhí **blús corcra** ar Shíofra.

E. Gramadach: An t-am.



A haon a chlog

A dó dhéag a chlog

A leathuair tar éis a cúig



1 o'clock



12 o'clock



half past 5

- 1 a haon 2 a dó 3 a trí 4 a ceathair 5 a cúig 6 a sé 7 a seacht
- 8 a hocht 9 a naoi 10 a deich 11 a haon déag 12 a dó dhéag



started the wedding at
1. Thosaigh an bhainís ar a _____ a chlog.



started talking
2. Thosaigh Daideo ag caint ar a leathuair tar éis a _____.



ate they dinner tasty at
3. D'ith siad dinnéar blasta ar a _____.

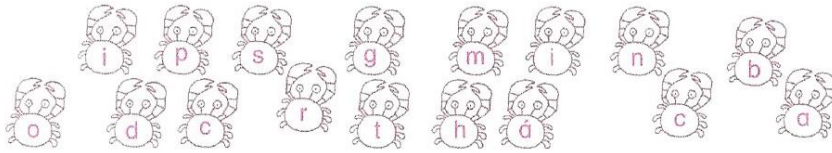


started they dancing at
4. Thosaigh siad ag damhsa ar _____.

B. Cuir le chéile.

1. as + al = _____
 2. por + tán = _____
 3. pic + nic = _____
 4. ag tum + adh = _____
 5. ia + sc = _____
 6. an ghr + ian = _____

C. Scriobh 6 fhocal ón liosta leis na litreacha seo.



1. _____ 3. _____ 5. _____
 2. _____ 4. _____ 6. _____

D. Faigh 6 fhocal ón liosta ar an trá.



1. _____ 3. _____ 5. _____
 2. _____ 4. _____ 6. _____

E. Scriobh an focal ceart faoin bpicniúr.

1.

 2.

 3.

 4.

F. Faigh na focail seo:

Find these words

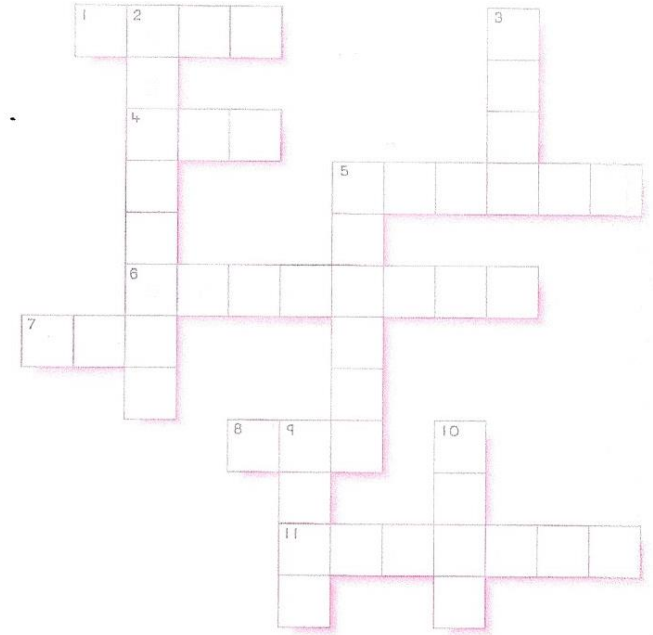
trá, asal, picnic, tonn, ag snámh, ag tumadh, éan, portán, iasc, an ghríán, long, bád

a	p	b	a	t	l	é	p
g	o	a	n	o	o	a	i
t	r	g	g	n	n	n	c
u	t	s	h	n	g	l	n
m	á	n	r	b	á	d	i
a	n	á	i	i	a	s	c
d	c	m	a	d	t	r	á
h	r	h	n	a	s	a	l

G. Crosfhocal.

Trasna Síos

1. 2.
 4. 3.
 5. 5.
 6. 9.
 7. 10.
 8. 11.



H. Tarraing.

Draw



fish jumping
iasc ag léim

donkey running
asal ag rith

boat nice
bád deas
(nice boat)

wave big
tonn mhór
(big wave)

ship beautiful
long álainn
(beautiful ship)

picnic on the beach
picnic ar an trá

bird flying
éan ag eitilt

crab walking
portán ag siúl

the sun
an ghríán